



# Google Classroom

Classroom helps classes communicate, save time, and stay organized.

[Learn more](#)

# What is Remote learning?

Remote learning is where the student and the teacher, or information source, are not physically present in a traditional classroom environment. Information is shared through technology, such as discussion boards, video conferencing, and online assessments.



# What is Google Classroom?

This is our remote learning platform.

Think of Google Classroom (GC) as your child's digital link to learning.

Teachers use GC to share assignments, homework, newsletters, and much more with students AND parents!



# How will our school use Google Classroom?



- To set homework
- To set class tasks that can be completed both at school and continued at home.
- To set reading and videos pupils can watch to get ahead in their learning.
- To set holiday work
- To deliver remote learning if necessary

# Getting Started



Your child was provided with a secure login and password that is unique to them.

Check with your child and his/her teacher to obtain this private information.

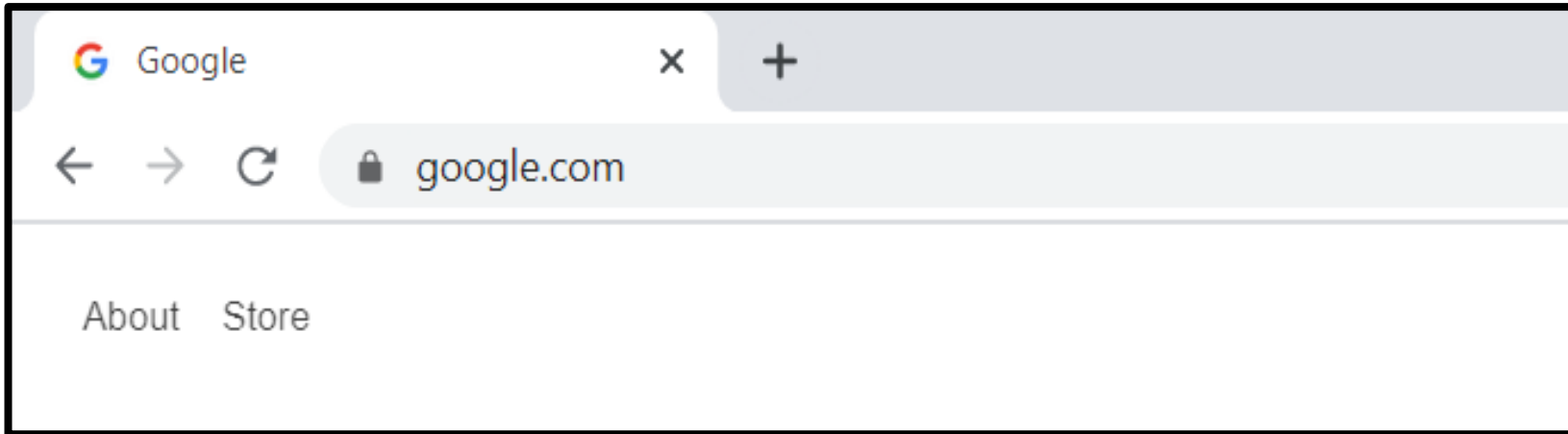
# Getting Started



1

Click on the  
[Google Chrome](#)  
browser icon.

# Getting Started



2

Type [www.google.com](http://www.google.com)  
into your web  
address bar.

# Getting Started



Google Search

I'm Feeling Lucky

Gmail Images



Sign in

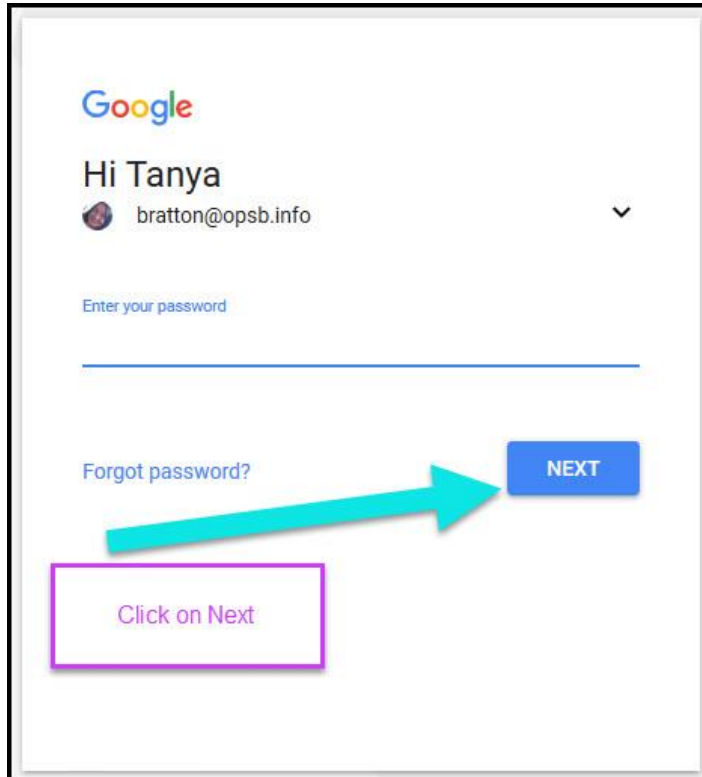
Click on **SIGN IN** in the upper right hand corner of the browser window.

3

Or visit our website



# Getting Started

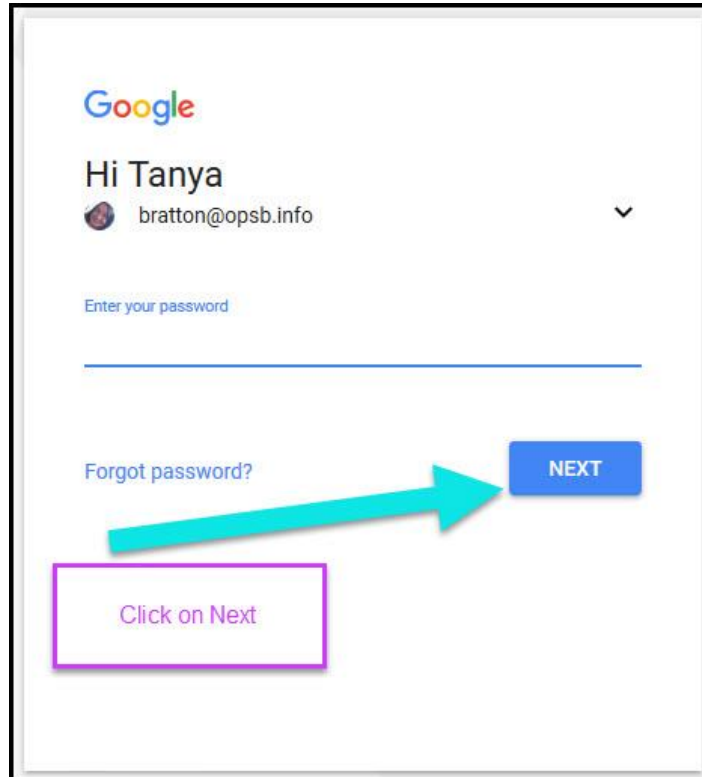


A screenshot of a Google login page. At the top is the Google logo. Below it, the text 'Hi Tanya' is displayed next to a profile picture and the email address 'bratton@opsb.info'. A dropdown arrow is to the right. Below this is a password prompt 'Enter your password' followed by a text input field. Further down is a link 'Forgot password?' and a blue button labeled 'NEXT'. A large cyan arrow points from a purple-bordered box containing the text 'Click on Next' to the 'NEXT' button.

4

Type in your child's Google Email address (studentid@alexandrajunior.co.uk) & click "next."

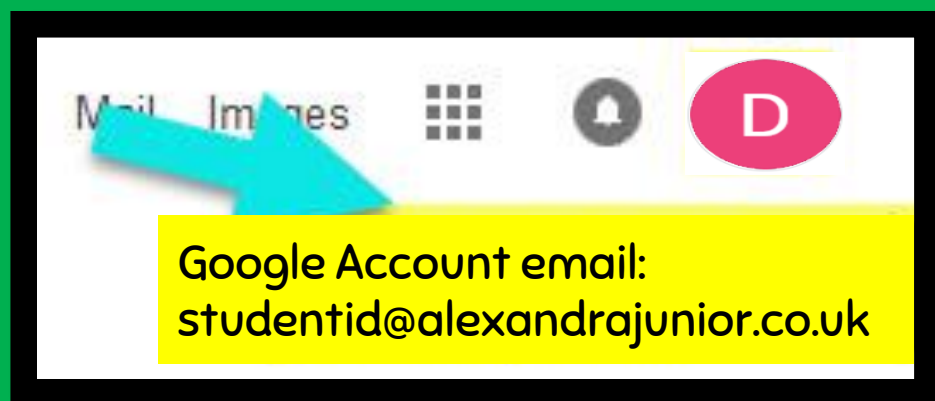
# Getting Started



A screenshot of a Google account login interface. At the top is the Google logo. Below it, the text "Hi Tanya" is displayed next to a profile picture and the email address "bratton@opsb.info". A dropdown arrow is to the right. Below this is a password field with the placeholder text "Enter your password". Under the password field is a link that says "Forgot password?". To the right of the password field is a blue button labeled "NEXT". A large cyan arrow points from a purple-bordered box containing the text "Click on Next" to the "NEXT" button.

5

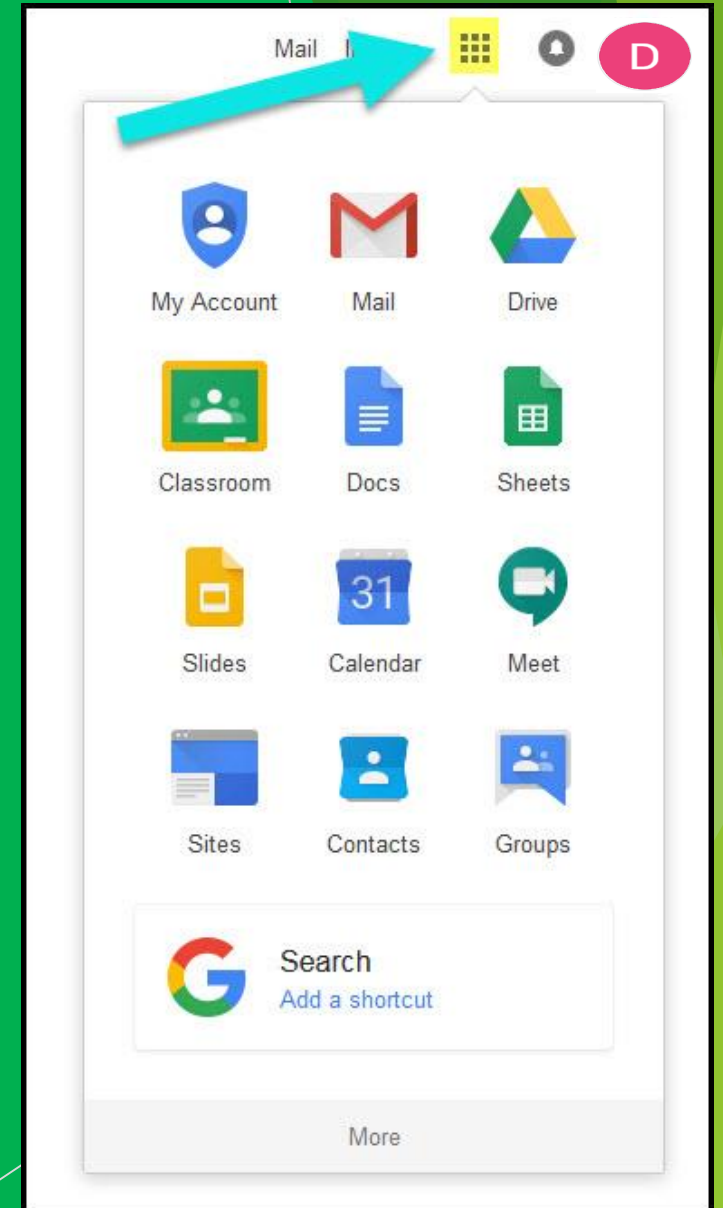
Type in your  
**PASSWORD**  
& click "next."



***NOW YOU'LL SEE***  
that you are signed in to  
your Google Apps for  
Education account!

# GOOGLE SUITE

Click on the 9 squares  
(Waffle/Rubik's Cube) icon in the  
top right hand corner to see  
the Google Suite of Products!



# GOOGLE ICONS TO RECOGNIZE:



CHROME



DOCS



DRIVE




SLIDES



SHEETS



FORMS



CALENDAR



GMAIL



PHOTOS



MAPS



KEEP



CLASSROOM



MEET



HANGOUTS



SITES



CONTACTS



CLOUD



CLOUD SEARCH



YOUTUBE



NEWS



VAULT



MY ACCOUNT

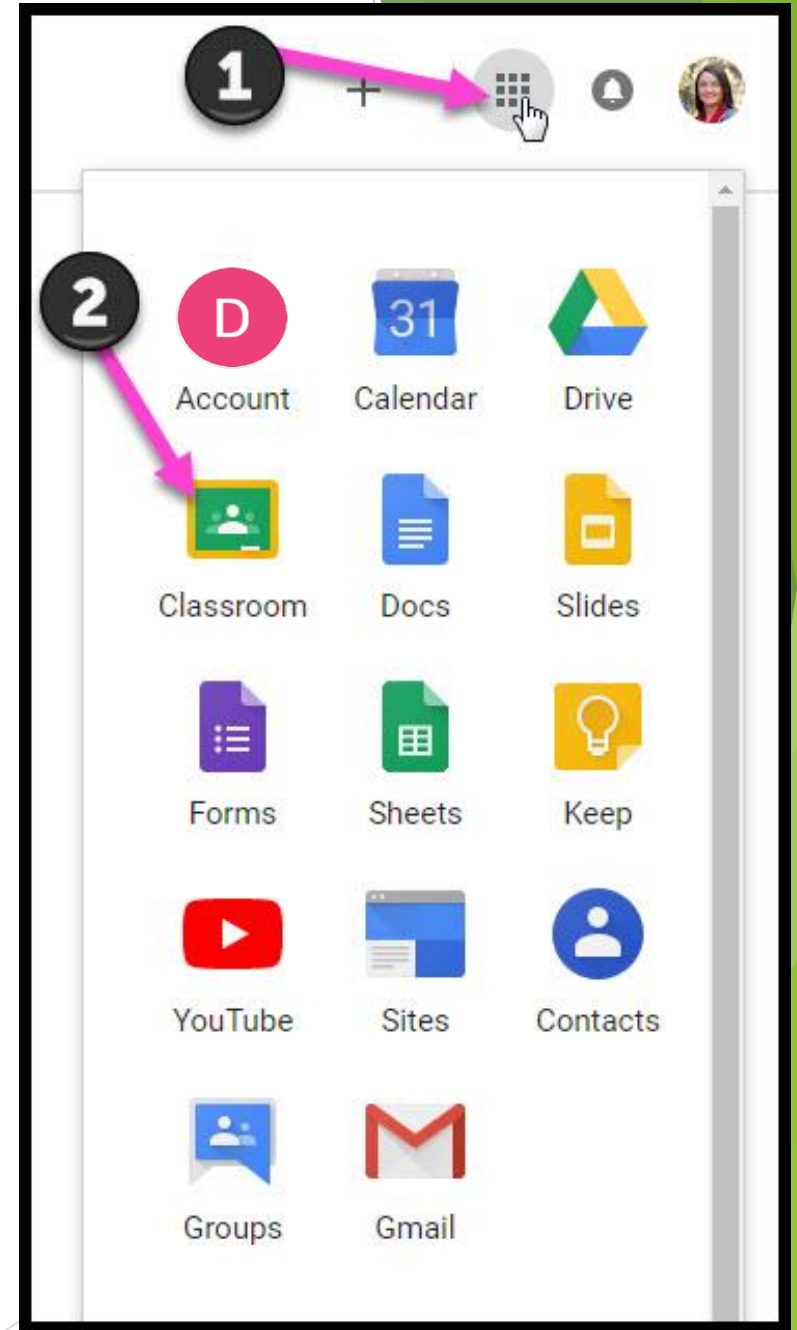


GROUPS

# Navigating Classroom

1

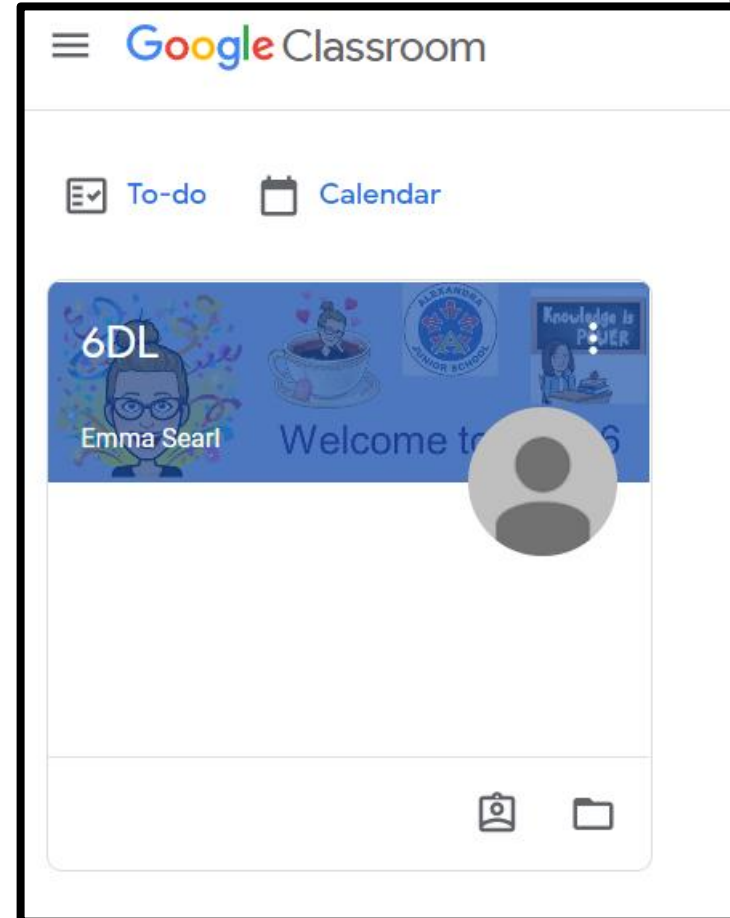
Click on the waffle button and then the Google Classroom icon.



# Navigating Classroom

2

Click on the class you wish to view.



# Navigating Classroom








3

## Page tools

[Stream](#) [Classwork](#) [People](#)

6DL




Welcome to Year 6

Upcoming


Woohoo, no work due soon!


[View all](#)


 **Danielle Zara Lindop**  
Oct 22 (Edited 11:18 AM)

What is your favourite thing about google classroom so far? Full sentences please :)

7 class comments

 **Danielle Zara Lindop** Oct 22

 We are excited to read them!

 **Danielle Zara Lindop** posted a new assignment: Have you enjoyed using google classroom s...

Posted Nov 1

Assigned

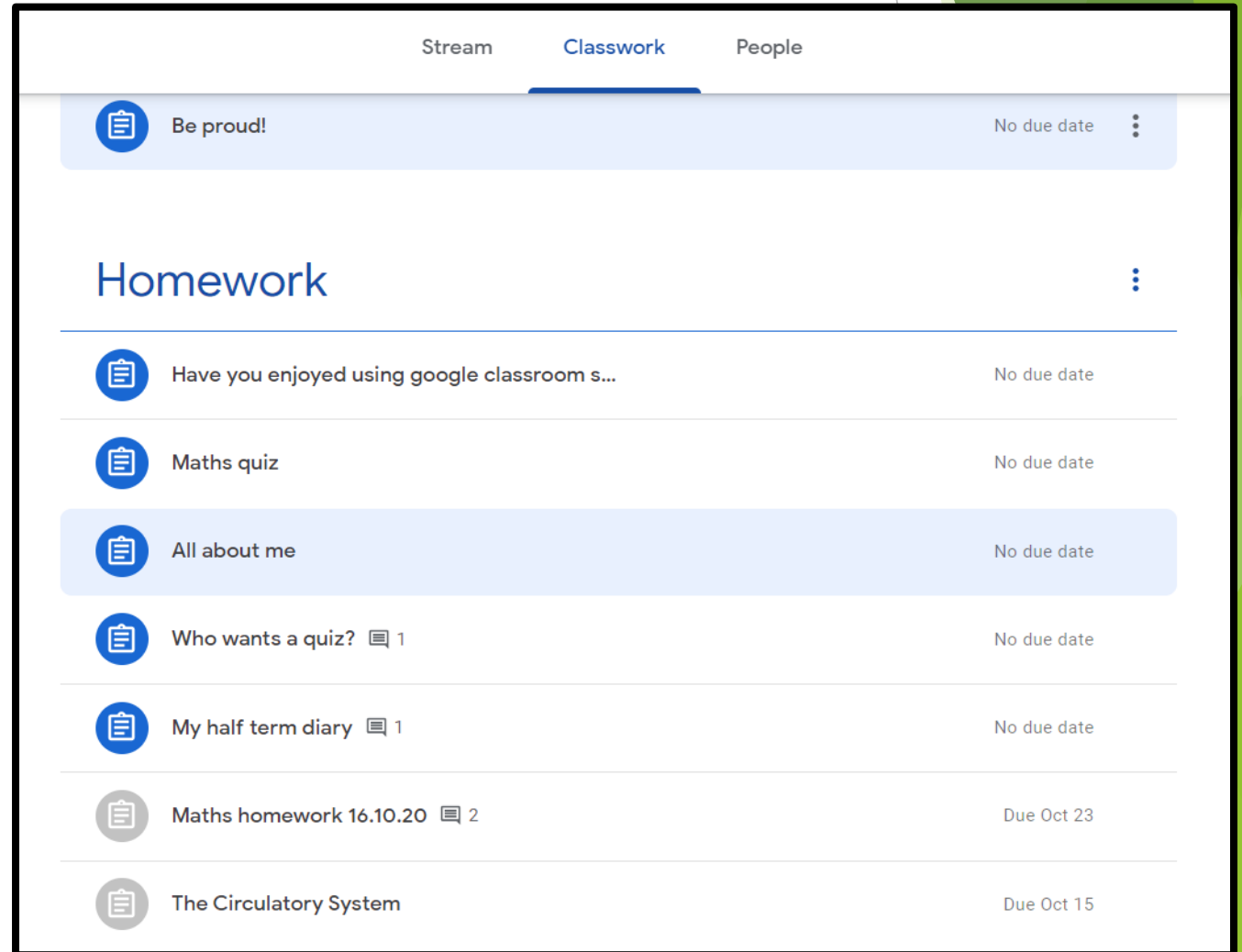
Hi everyone,



# Navigating Classroom

4

## Assignment details

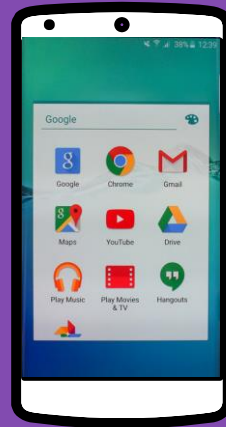


The screenshot shows the Google Classroom interface with the 'Classwork' tab selected. At the top, there are three tabs: 'Stream', 'Classwork', and 'People'. Below the tabs, there is a list of assignments. The first assignment is 'Be proud!' with a due date of 'No due date'. Below this is a section titled 'Homework' with a vertical ellipsis icon to its right. Under the 'Homework' section, there are several assignments: 'Have you enjoyed using google classroom s...' (No due date), 'Maths quiz' (No due date), 'All about me' (No due date), 'Who wants a quiz?' (1 comment, No due date), 'My half term diary' (1 comment, No due date), 'Maths homework 16.10.20' (2 comments, Due Oct 23), and 'The Circulatory System' (Due Oct 15).

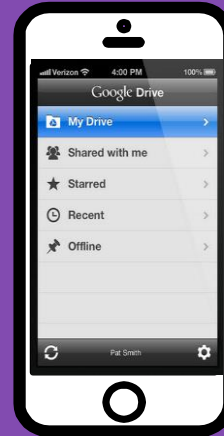
Assignment	Due Date
Be proud!	No due date
<b>Homework</b>	
Have you enjoyed using google classroom s...	No due date
Maths quiz	No due date
All about me	No due date
Who wants a quiz? 1	No due date
My half term diary 1	No due date
Maths homework 16.10.20 2	Due Oct 23
The Circulatory System	Due Oct 15

# ACCESS

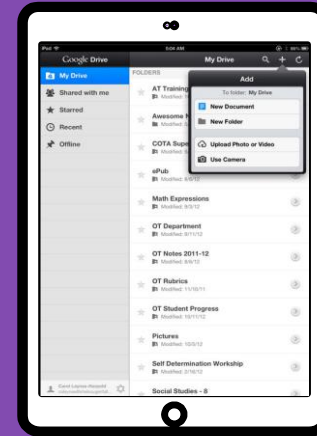
# ANYWHERE



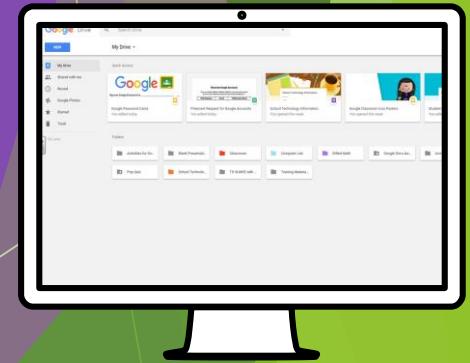
**ANDROID**



**IPHONE**



**TABLET**



**DESKTOP**



# GOOGLE APPS

---

allow you to edit Google  
assignments from  
any device that is connected  
to the internet!



Download on the  
App Store



GET IT ON  
Google Play



Google chrome



Google classroom



Google slides



Google docs